

Ruby on Rails Bootcamp

Ruby on Rails allows you to quickly build dynamic web applications. Mastering Ruby on Rails has two parts: the Ruby Programming language and the Rails framework. Learn both Ruby and Ruby on Rails and build full-functioning web applications from your first class.

Course Outline

Introduction to Ruby on Rails

Scaffolding

- The Scaffold command
- Overview of Models, Views, and Controllers (MVC)

Adjusting the Templates Created by Scaffolding

- Formatting in Rails
- Working with Dynamic web pages
- Editing the text in the tab
- Redirecting the homepage URL
- Editing the CSS

Version Control with Git

- Initializing a repository
- Committing and Pushing changes
- Creating, switching, and deleting branches
- Merging branches

Ruby Fundamentals

Ruby Data Types & Variables

- String, Integer, Float, Boolean and Nil values
- Properties of Ruby data types
- Instance variables & Local variables
- Global variables

Functions & Control Flow

- Built-in functions
- Creating your own functions
- Passing arguments and returning values
- If/Else and Unless Statements
- While/Until Loops

Ruby Data Structures

- Arrays: The Simplest Collections
- Hashes
- Enumerators
- Common Iterators

Classes

- Creating classes
- Inheritance
- Class Methods
- Overriding Methods

Controllers and Views

Generating a Controller

- Creating a New Rails Site for Flix
- How Controller methods relate to views
- Private methods
- The params hash

Views

- Generating and creating Views
- When you don't need a View
- Mapping Views to controller actions and routes
- Dynamic Views
- The rails routes command

Models & Forms

Models

- Generating a Model
- How Migration Files work
- Migrating the Database
- Rolling back a migration

Rails Forms

- Rails forms vs HTML forms
- HTTP Overview
- Rails Form Helpers
- Rails forms: form_for, form_tag, and form_with
- Connecting a form to a Model

Uploading Files

- Installing ActiveStorage
- Allowing users to upload images

Views

- Creating a View
- Adding Dynamic Data
- Rendering a Partial
- Optional Bonus: Rendering a View

Advanced Models

Model Validations

- The purpose of validations
- Adding basic validations
- Preventing submission of empty forms
- Customizing validations
- Adding Error Messages

Model Methods

- Built-in Model methods
- Adding methods to models

Model Relationships

- has_one and belongs_to relationships
- has_and_belongs_to_many: Simple Many-to-Many Relationships
- has_many, through: Advanced Many-to-Many Relationships with Additional Metadata
- Polymorphic Relationships

Other Important Relationships in Rails

- Delegates: Sharing Methods Between Related Objects
- Self-Joins: Relationships Between Instances of the Same Model

ActiveRecord Associations

Model Relationships

- Has_one and belongs_to relationships
- Has_many relationships
- Joining models together via the controller
- Writing Simple Tests Using Fixtures
- Optional Bonus: Writing Tests Using Embedded Ruby Code
- Additional Bonus: Helpers

Integrating Front-end Code

Rails Asset Pipeline

- What the Asset Pipeline does
- Adding CSS
- Adding JavaScript
- Conditional CSS and JavaScript files

Launching an Application

Preparation

- Managing Ruby environments
- Locking Gem versions
- Environment variables




Amazon Web Services

- Setting up an AWS account
- Where to store credentials
- Remote Asset Storage with Amazon S3

Heroku

- Heroku Account Setup
- Installing Heroku Toolbelt
- How Heroku works
- Types of Dynos
- Deploying your application

Contact

 212-684-5151  nyc@careercenters.com  www.careercenters.com