

Photoshop Animated GIFs

With the rise of mobile devices, animated GIFs have regained popularity because they just work (unlike Flash animations which do not work on mobile devices). In this class you'll learn how to create animated GIFs for websites, ads, or even HTML emails.

Course Outline

Section 1

Creating a Simple Animated GIF

- Creating a frame animation
- Adding frames
- Setting frame duration using the frame delay option
- Testing the animation
- Saving as an animated GIF

Intro to Tweening

- Animating position to create movement
- Animating opacity to fade elements in/out

Keeping GIF File Size Down

- Tweening multiple parameters
- Tips & tricks for reducing file size
- Reworking the animation to reduce file size

Creating a Complex Animation

- Using clipping masks to create custom animations
- Manually animating an object
- Using Unify Layer options
- Making edits that apply to all frames

Section 2

Using Video in Animated GIFs

- Specifying a range from a video to import
- Converting video into a frame animation

Creating a Video Timeline

- Using keyframes to animate the Position property
- Animating the foods into & out of the box
- Moving the outermost foods along a curve instead of a line
- Moving, editing, & offsetting keyframes in the Timeline
- Copy/pasting keyframe values




Seamless Video Looping & Animating a Layer's Transform

- Adding a video background as a Smart Object
- Making the video background loop seamlessly
- Animating a layer's rotation using the Transform property

Embedding Animations in Smart Objects

- Embedding an animation within a Smart Object
- Adding a filter to an embedded animation
- Copying Smart Objects
- Final positioning & blending modes

Contact

 212-684-5151  nyc@careercenters.com  www.careercenters.com