

# JavaScript & jQuery

Give your websites a jolt of functionality and interactivity with JavaScript & jQuery. Learn to hide and show elements, customize animations, validate forms, and much more.

## Course Outline

### Section 1

---

#### Fundamentals of JavaScript Code

- JavaScript methods (such as alerts)
- Variables
- The importance of quotes
- Numbers vs. strings
- Concatenation

#### Reusing Code with Functions

- Defining functions
- Calling functions
- Defining parameters & passing arguments

#### Simple Accordion with JavaScript

- Targeting elements by ID
- Hiding & showing elements with JavaScript

#### If Statements: Clearing Form Fields

- Testing code in the JavaScript Console
- Getting & setting properties
- Using if statements
- Reshowing text hints in empty form fields

### Section 2

---

#### Introduction to JavaScript Objects & the DOM

- Intro to objects
- The global object
- Breaking open & manipulating objects

#### Dynamically Changing Content with Custom Objects

- Checking the functionality of the select menu
- Getting the chosen value
- Dynamically changing the state name value
- Dynamically changing the rest of the values

## Introduction to Arrays & the Math Object

- Creating an array
- Editing an array
- Creating an array of welcome headings
- The Math object
- Using the Math object to pick random headlines

## Introduction to For Loops

- Creating a for loop
- Using the for loop to set dropdown menus
- Clearing the To menu
- Optional bonus: refining the menu selection experience

# Section 3

---

## Exploring JavaScript Selectors

- Intro to JavaScript selectors
- Selecting multiple elements & elements without IDs
- Getting a specific list item
- Getting elements by class name
- Getting multiple items using `querySelectorAll()`
- Getting a single item using `querySelector()`
- Chaining selectors together
- Targeting elements by data attribute

## Photo Filter Website: User Friendly Navigation

- Setting up the selectors with data attributes
- Getting the selectors on load
- Toggling the filter buttons
- Refining the filter buttons

## Photo Filter Website: Getting the Photos to Filter

- Creating an array to store the selectors
- Getting the All button to select all filters
- Getting the rest of the buttons to select the other filters
- Initially hiding the photos
- Getting the photos to filter

## Photo Filter Website: Creating an Exclusive Filter

- Adding a checkbox to toggle exclusive filtering on/off
- Separating the inclusive & exclusive filters
- Writing a conditional to select the appropriate filter
- Programming the exclusive filter
- Rerunning the filter when the checkbox is toggled
- Improving the user experience

# Section 4

---

## Showing/Hiding Content with jQuery Animation

- Getting started with jQuery
- Running code when the document is ready
- Click events
- Using jQuery's slideToggle() method
- Supporting JavaScript disabled users

## Sharing JavaScript Across Pages

- Externalizing JavaScript
- Linking to the JavaScript file

## jQuery Hover Animation

- Adding an outline with CSS
- Using jQuery's hover() method
- Using jQuery's animate() method

## More Advanced jQuery Showing/Hiding

- Adding an animation to reveal hidden content
- Targeting the proper div: traversing the document
- Swapping the button image with jQuery

# Section 5

---

## jQuery Lightbox: A Pop-up Image Viewer

- Linking to the plugin files
- Initializing the pop-up
- Grouping the photos into a gallery
- Adding captions
- Removing the counter
- Customizing the appearance

## jQuery Cycle: A Simple Slideshow

- Initial setup
- Defining what content gets cycled
- Adding more cycles & exploring options
- Reversing the animation

## jQuery Cycle: Adding Slideshow Controls

- Preventing a possible “flash of unstyled content”
- Enabling the slideshow
- Adding & customizing the controls

# Section 6

---

## jQuery Cycle: Adding a Pause Button

- Adding a pause/play button
- Styling the pause/play button
- Checking to see if the cycle is paused
- Making the pause/play button work

### **jQuery Form Validation**




- Initializing the plugin & setting options
- Customizing the error messages
- Changing the location of the error messages
- Styling the error messages

### **jQuery Image Carousel**

- Linking to the plugin files
- Creating the carousel
- Styling the carousel
- An easy way to add prev & next buttons
- Adding custom prev & next buttons
- Setting how many items are shown

## **Contact**

---

 212-684-5151     [nyc@careercenters.com](mailto:nyc@careercenters.com)     [www.careercenters.com](http://www.careercenters.com)