

Introduction to Automation with SPSS

This course enables you to automate repetitive or periodic analysis & reporting using the IBM SPSS command language, Syntax. This course will enable you to perform an analysis or create reports; then by using IBM SPSS automation functionality you will be able to rerun these analyses or reports periodically. This course enables a massive increase in your productivity.

Course Outline

Accessing IBM SPSS Syntax via

Windows based push buttons

Accessing and modifying syntax produced in the journal

IBM SPSS Syntax structure

General introduction to the basic structure of a syntax file

Overview of rules for running syntax in interactive and batch mode

Production facility

Overview of the procedures for creating string and numeric variables

Procedure for adding variable labels and value labels-batch mode

Procedure for changing the formats of string and numeric variables

Procedure for conversion of string variables to numeric and vice versa

Opening files

Opening IBM SPSS Statistics files

Procedure for dropping variables and ordering remaining variables

Renaming variables




Compute functions

An overview of compute functions via Syntax

IF statements

Overview of conditional transformations using IF statements as well as DO IF, ELSE IF, END, END IF

Contact

 212-684-5151  nyc@careercenters.com  www.careercenters.com