

Flexbox, Grid, & Bootstrap

Learn how to use CSS Flexbox and Grid to create responsive web layouts that adjust to different screen sizes.

Course Outline

Section 1

Intro to Flexbox

- Display Flex
- Alignment & Distribution on Main Axis & Cross Axis
- Flex Direction (Row & Column)
- How Auto Margins Are Useful

Flexbox: Sizing & Alignment

- Controlling Size with Flex-Grow, Flex-Shrink, & Flex-Basis
- Aligning All vs. Specific Flex Items
- Nesting Flexbox
- Flex Shorthand

Flexbox: Vertical Centering on a Full Screen Background

- Creating a Full Screen Background
- Using Viewport Sizing Units vh & vw
- Vertically Aligning Content With Flexbox
- Darkening the Background Image Via CSS

Flexbox Wrapping

- Flex-Wrap
- Sizing Flex Items (Flex-Grow & Flex-Basis)

Section 2

Flexbox: Reordering Content

- Changing the Order of Flex Items
- Positive vs. Negative Order Values

Flexbox: Creating a Responsive Pricing Grid

- Nesting Flexbox
- Application of Flexbox Concepts to a Pricing Grid Layout

Bootstrap: Getting Started

- Using Bootstrap's Grid System (Containers, Rows, & Columns)
- Creating Columns & Adding Content
- Adjusting Column Sizes Across Screen Sizes
- Using Some of Bootstrap's Components & Pre-Made Styles

Bootstrap: More About Grids & Components

- Nesting Grids
- Adding a Navbar & Other Components
- Showing & Hiding Elements at Specific Sizes

Section 3

Bootstrap: Spacing & Adapting Layout Across Screen Sizes

- Adding an Email Signup Form
- Adjusting Spacing
- Changing the Layout Across Screen Sizes

Intro to Grid

- Getting Start With Grid (Columns, Rows, & Gaps)
- The Explicit vs. Implicit Grid
- Firefox DevTools for Grid

Grid: Sizing & Placing Items Within the Grid

- Spanning Columns & Rows
- Placing & Sizing Using Numbered Grid Lines
- Naming Grid Lines

Grid: Minmax, Auto-Fit, & Auto-Fill

- Sizing with Minmax
- Auto-Fit vs. Auto-Fill
- Max-Content & Min-Content

Section 4

Grid: Template Areas

- Setting Up Grid Template Areas
- Creating Empty Grid Areas
- Using Automatically Created Named Lines
- Multiple Elements Occupying the Same Grid Area
- Viewing Grid Template Area Names In Firefox's DevTools

Grid: Alignment, Centering, & Reordering Content

- Aligning Grid Items
- Aligning Within the Grid Container
- Aligning Individual Grid Items
- Ordering Grid Items




Grid: Laying out an Article

- Using Grid to Lay Out an Article
- Making Elements Go Full-Width
- Adding Elements into the Side Columns

Grid: A Responsive Image Gallery (Masonry Layout)

- Creating the Grid Layout
- Enlarging Some Photos to Create a Masonry Layout

Contact

 212-684-5151  nyc@careercenters.com  www.careercenters.com