

Adobe Photoshop Private Tutoring

Adobe Photoshop Essentials you will enhance your ability to create accurate masks and image effects, retouch images, work with video files, automate repetitive tasks, and integrate with other Adobe applications.

Course Outline

Introduction

- Raster vs. Vector
- Creating new images
- Saving files for print
- Saving files for web/screen
- Working with Adobe Bridge

Lesson 1. Getting to Know the Work Area

- Using the tools
- Using the options bar and other panels
- Undoing actions in Photoshop
- Customizing the workspace
- Tools panel overview

Lesson 2. Basic Photo Corrections

- Strategy for retouching
- Resolution and image size
- Adjusting the color in Camera Raw
- Straightening and cropping the image in Photoshop
- Replacing colors in an image
- Adjusting saturation with the Sponge tool
- Repairing areas with the Clone Stamp tool
- Using the Spot Healing Brush tool
- Using content-aware fill
- Applying the Unsharp Mask filter

Lesson 3. Working with Selections

- About selecting and selection tools
- Using the Quick Selection tool
- Moving a selected area
- Manipulating selections
- Using the Magic Wand tool
- Selecting with the lasso tools
- Rotating a selection
- Selecting with the Magnetic Lasso tool
- Cropping an image and erasing within a selection
- Refining the edge of a selection

Lesson 4. Layer Basics

- About layers
- Using the Layers panel
- Rearranging layers
- Applying a gradient to a layer
- Applying a layer style
- Flattening and saving files

Lesson 5. Masks and Channels




- Working with masks and channels
- Creating a mask
- Refining a mask
- Creating a quick mask
- Manipulating an image with Puppet Warp
- Working with channels

Lesson 6. Typographic Design

- About type
- Creating a clipping mask from type
- Creating type on a path
- Warping point type
- Designing paragraphs of type

Lesson 7. Final Project

Contact

 212-684-5151  nyc@careercenters.com  www.careercenters.com